


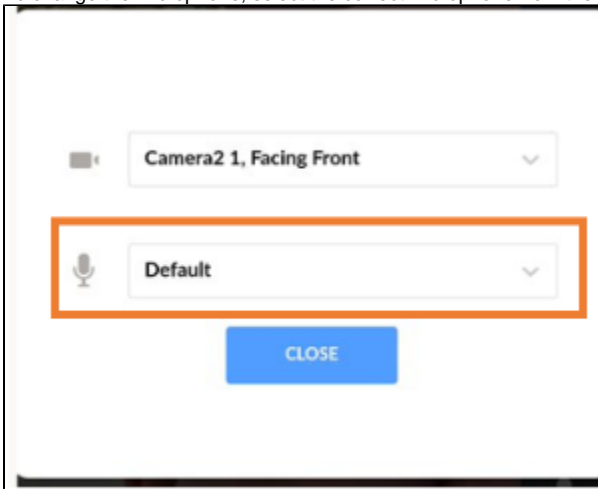


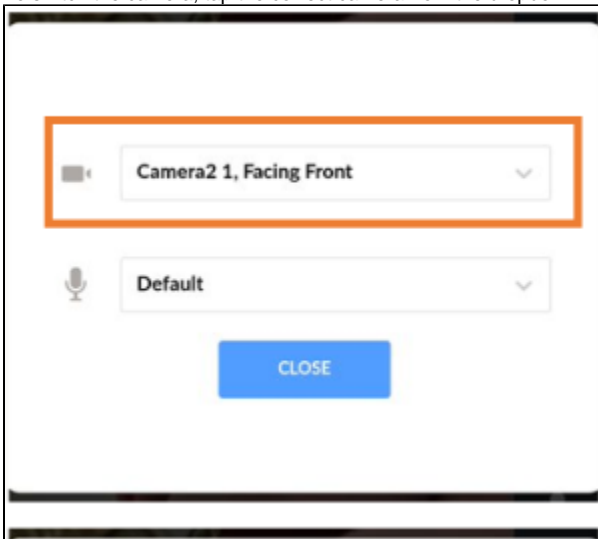
SOLO Video Visit Controls


You can use the following controls during your MyChart video visit with your provider:

- To turn off the camera, tap .
- To mute the microphone, tap .
- To change camera and microphone settings, tap .
- To change the microphone, select the correct microphone from the dropdown



- To switch the camera, tap the correct camera from the dropdown



- When the visit ends, tap .

- To leave the visit, tap **End**.

